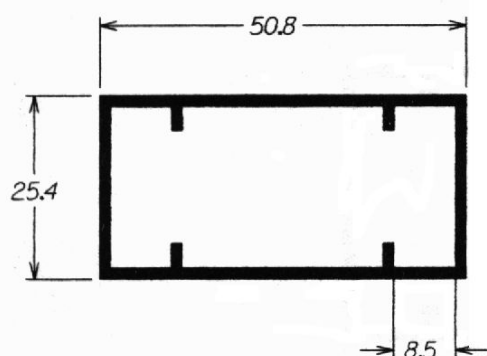
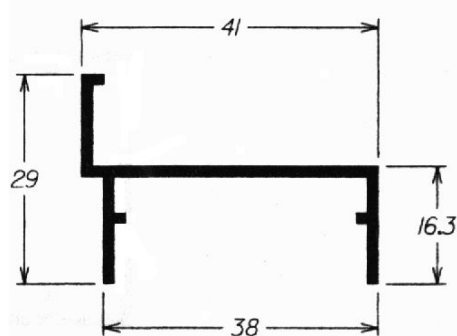


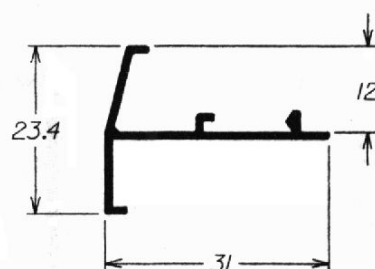
# PORTÃO DE CORRER



**PC-002** ( D-079 )  
0.650 kg/m



**PC-007**  
0.358 kg/m



**DS-290** ( T-224 )  
0.182 kg/m